


TALKING TRASH: REDUCE, REUSE AND RECYCLE

Discover some great ways you can help take care of our planet!

Picture Books



Bethel, Ellie. [Michael Recycle Meets Litterbug Doug](#)

Michael Recycle, the green-caped crusader, may have met his match in Litterbug Doug, who's lazy, wasteful, messy, and careless about the Earth's resources.


(PICTURE BOOK BET)



French, Lisa S. [The Terrible Trash Trail: Eco-Pig Stops Pollution](#)

In rhyming text, Eco-Pig wakes up from a nap only to find his beautiful town of To-Be totally trashed.


(PICTURE BOOK FRE)



Gall, Chris. [Awesome Dawson](#)

All his life, Dawson has been inventing things, repairing toys in unusual ways, and helping clean up his neighborhood by reusing discarded objects, but when his Vacu-Maniac malfunctions it is his friend Mooey whose brainpower saves the day.

(PICTURE BOOK GAL)



Inches, Alison. [The Adventures of an Aluminum Can: A Story about Recycling](#)

Follows the story of a piece of aluminum as it goes from ore in the ground to a refinery and becomes an aluminum can, and then becomes recycled as a baseball bat.


(PICTURE BOOK INC)



Inches, Alison. [The Adventures of a Plastic Bottle: A Story about Recycling](#)

A little plastic bottle shares the story of his trip from the refinery, through his manufacture and use, to his eventual recycling and new use as a space suit.


(PICTURE BOOK INC)



Kooser, Ted. [Bag in the Wind](#)

One cold, spring morning, an ordinary grocery bag begins blowing around a landfill, then as it travels down a road, through a stream, and into a town, it is used in various ways by different people, many of whom do not even notice it.


(PICTURE BOOK KOO)



Siddals, Mary McKenna. [Compost Stew: An A to Z Recipe for the Earth](#)

A rhyming text explains from A to Z, which common items around the house can be turned into the dark, crumbly stuff we call "compost stew".


(PICTURE BOOK SID)



Spinelli, Eileen. [Miss Fox's Class Goes Green](#)

The students in Miss Fox's class lead their school in making choices to help keep the planet healthy, such as turning off lights when leaving a room, taking shorter showers, and using cloth bags instead of plastic ones.


(PICTURE BOOK SPI)



Taback, Simms. [Joseph Had a Little Overcoat](#)

A very old overcoat is recycled numerous times into a variety of garments. Ages 4-7


(PICTURE BOOK TAB)



Walsh, Melanie. [Ten Things I Can Do to Help My World](#)

Reveals things that one can do to help conserve the world, including such things as turning off the television properly, walking to school, and turning off lights when leaving a room to conserve energy.


(PICTURE BOOK WAL)



Wallace, Nancy Elizabeth. [Recycle Every Day](#)

When Minna has a school assignment to make a poster about recycling, her entire rabbit family spends the week practicing various kinds of recycling and suggesting ideas for her poster.

(PICTURE BOOK WAL)




Wellington, Monica. [Gabby & Grandma Go Green](#)

Gabby and her grandmother spend the day together doing things that help the environment, from sewing cloth bags out of fabric scraps to dropping off their recycling and visiting the library for more helpful ideas.

(PICTURE BOOK WEL)

Series



Klein, Abby. [Save the Earth!](#)

Learning about Earth Day with his first-grade classmates at school, Freddy aspires to complete all the points on an Earth Day Challenge list so that he can join Team Green, in a story complemented by easy-to-do, planet-friendly activities.

(JPB READY FREDDY)



Brouwer, Sigmund. [Bottle Throttle](#)

In this early chapter book, the seventh installment in the Justine McKeen series, Justine sets out to ban bottled water from her school.

(JPB JUSTINE MCKEEN)

Picture Books for Older Readers



Winter, Jonah. [Here Comes the Garbage Barge!](#)

In the spring of 1987, the town of Islip, New York, with no place for its 3,168 tons of garbage, loads it on a barge that sets out on a 162-day journey along the east coast, around the Gulf of Mexico, down to Belize, and back again, in search of a place willing to accept and dispose of its very smelly cargo.

(PICTURE BOOK (OLDER) WIN)

Non Fiction



Bull, Jane. [Make it! Don't Throw It Away – Create Something Amazing!](#)

This colorful craft handbook presents an assortment of ideas on how kids can use and reuse items around the house to transform trash into treasure.


(J745.5 BUL)



Glaser, Linda. [Garbage Helps Our Garden Grow: A Compost Story](#)

Composting is an easy way to turn food scraps and yard waste into rich, useful soil; this story follows one family through the year as they tend to the compost bin in their backyard and use the newly created soil in their garden.


(J635 GLA)



Inches, Alison. [I Can Save the Earth!](#)

Max is a little monster who likes to litter and never, ever recycles. Then the electricity goes out and he sees how exciting and beautiful the Earth is-- and that it will need his help to stay that way.

(J363.7 INC)



Llimós, Anna. [Easy Cardboard Crats in 5 Steps](#)

Provides instructions for toys and crafts that can be made out of cardboard in five steps, including a house box, hand puppet, and a cart and donkey.


(J745.54 LLI)



Ross, Kathy. [Earth-friendly Crafts: Clever Ways to Reuse Everyday Items](#)

The projects in this colorful book, from pencil cups to decorative pins, rely on everyday discarded items that many kids will find around their homes: broken toys, old clothespins, worn out bath sponges, and lone socks that have lost their mates.

(J745.5 ROS)



Sirrine, Carol. [Cool Crats with Old CDs](#)

Grab some old CDs and get to work. Keep your secrets safe with a hidden journal. Show off some shiny jewelry. Create a frame for your favorite photos. Learn how to make all of these projects and more when you reuse what you already have. Who knew you could do so much with a pile of old CDs?

(J745.5 SIR)



Sirrine, Carol. [Cool Crafts with Old Wrappers, Cans, and Bottles](#)

Grab some old wrappers and containers and get to work. Create colorful beads from paper. Light up your room with a tin can lamp. Weave a candy wrapper book cover. Learn how to make all of these projects and more when you reuse what you already have.

(J745.5 SIR)



Ward, D.J. [What Happens to Our Trash?](#)

An educational journey through landfills, recycling plants and compost piles offers a "Find Out More" section that lists websites specifically designed for children, providing further information about recycling and instructions on how to build a compost pile.

(J363.72 WAR)